

# ASSEMBLING GUIDE

## MotoTec Hooligan 60cc Dirt Bike



11. Put on the handlebar Sponge and stickers:




8

Assembling Guide :

1. Place packing box on the flat ground, and open it. (With the scissors or cutter)



2. Taking out all the parts as below:



3. Opening the tool box :

1



9. Assembling the footrest:

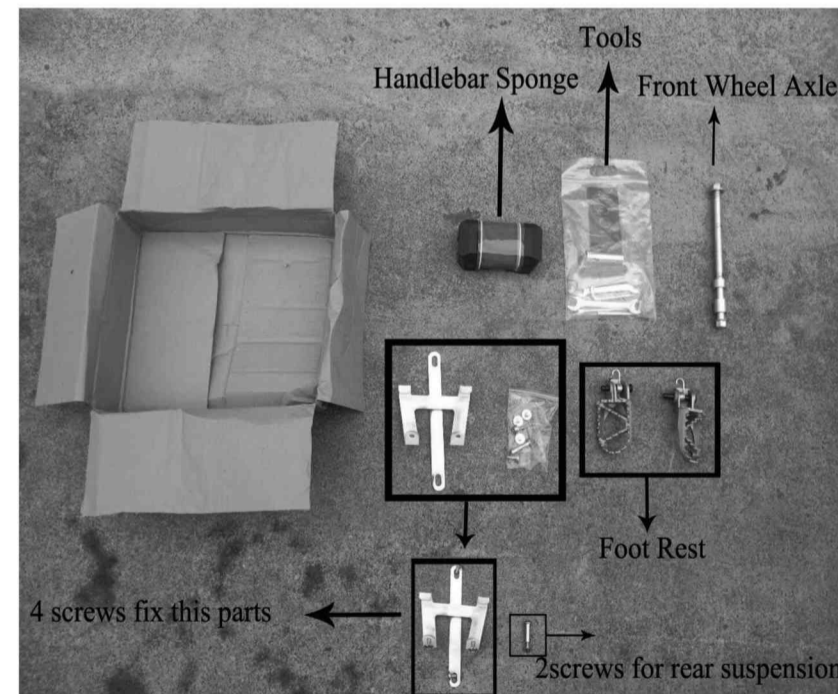


6



5. Assembling the rear suspension with screws :

3



4. Taking out the bikes and ready for assembling :

2




10. Connecting the cable:



7



6. Assembling the front wheel with axle :



4



7. Assembling the handlebar :



8. Assembling the front fender :

5